

QuikPush® Cable Assembly SC Balistix™ Connector



Features & Benefits

- ITU-T: G657A1 & A2
- UL Riser rated and CPR certified
- Complies with IEC 60794-1-2
- REACH & RoHS compliant
- Pre-terminated – so no field splicing/mechanical termination
- Guaranteed Insertion loss/return loss with certification
- Installs inside microducts with bores as small as 5.5 mm (9/64 in) I.D.
- Industry-standard SC Balistix™ connector (LC also available)
- Single-mode UPC, APC or multi-mode options
- Features Miniflex® bend limiting technology
- Ultra light-weight
- High crush resistance
- Low friction outer sheath
- Inherent kink resistance
- Small round concentric design

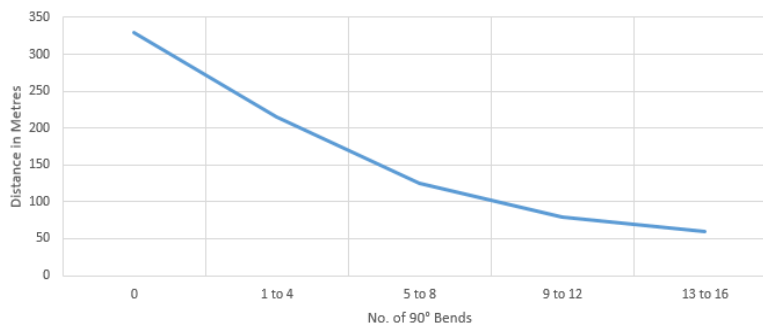


- **BABA compliant options available**



Overview

PPC's QuikPush® cable assembly is a flexible, pushable pre-terminated fiber optic drop solution that utilizes our Miniflex fiber cable and allows for connectorization on one or both ends. QuikPush has a number of advantages over alternative last-drop solutions for fast and reliable FTTX deployments: Miniflex fiber cable and Balistix connectors. At just 3 mm outer diameter, the Miniflex fiber cable is one of the smallest cables in the industry. Miniflex cable can be installed easily and quickly by pushing, pulling or blowing. PPC's Balistix pushable connectors enable the pre-connectorized fiber cable to be installed through microducts and small holes that are typical of most FTTX scenarios. PPC's connector options are unlimited, including SC; LC; FC; Balistix LC and SC; and no connector.



QuikPush cable assemblies can be successfully pushed through 5 mm (0.2 in) holes and microduct bores as small as 5.5 mm (9/64 in). Hand push distances vary according to bend frequency and duct quality. For example, QuikPush, combined with PPC microduct, exceeds 100 m (328 ft) in a route with 8 x 90° bends. With air assistance, the route can extend to 12 x bends and up to 1 km (3,280 ft). The rugged nature of the QuikPush cable assembly reduces the cost of fiber deployments as well as the skill and difficulty of handling and connecting customer drop cables.

QuikPush® Cable Assembly SC Balistix™ Connector



Applications

- FTTH / FTTX – Indoor & outdoor drops
- Single and multi-dwelling units
- FTTTP and campus networks
- Telecoms
- Rural broadband
- DAS / FTTA

Technical Data

Mechanical Performance

Fiber Count	Weight	O.D.	Sheath Thickness	Tension Strength	Crush	Minimum Bend Radius	
						Installation	Operation
250µm	kg/km (lbs/km)	mm (in)	mm (in)	N (lb)	N (lb)	mm (in)	mm (in)
1, 2 & 4*	~4 (~8.8)	2.2** (.09)	0.5 (.02)	100 (22)	1500 (337)	11 (.4)	22 (0.9)
1 (900 µm)	8.1 (5.4)	3.0 (.1)	0.8 (.03)	100 (22)	1500 (337)	15 (.6)	30 (1.2)
1, 2, 4*	7-8 (15.4-17.6)	3.0 (.1)	0.8 (.03)	100 (22)	1500 (337)	15 (.6)	30 (1.2)

*Only the first fiber is terminated, all other fibers remain dark. **Not available in the PBT material.

Material	Applications	Fire Rating	Color	Operating Temp
		EN / UL		°C (°F)
PBT	Indoor-Outdoor	Eca / General	Black*	-40 to 80 (-40 to 176)
PBIO	Indoor-Outdoor	Cca / Riser	White*	-30 to 70 (-22 to 158)

*Other colors available upon request

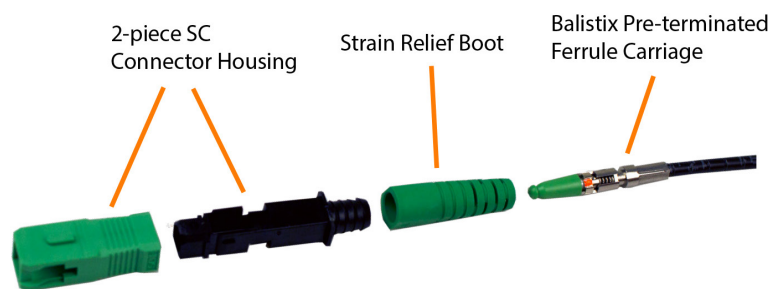
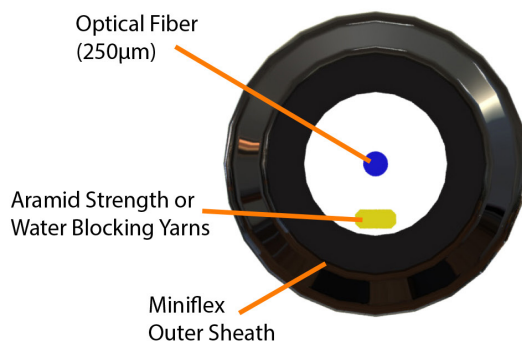
QuikPush® Cable Assembly SC Balistix™ Connector



Technical Data

Transmission Performance Specification

Item	Single-mode	Single-mode 900µm
Specification	G657 A1	G657 A2
Attenuation (850 / 1300 nm)	n/a	n/a
Attenuation (1310 / 1550 nm)	0.4/0.3 dB/km	0.4/0.3 dB/km
Attenuation at 1383nm	≤ 0.32 dB/km	n/a
Attenuation at 1625 nm	< 0.24 dB/km	< 0.24 dB/km
Refractive Index at 1310nm, 1550nm	1.467, 1.468	1.467, 1.468
Refractive Index at 850nm, 1300nm	n/a	n/a
Proof test	0.69 GPa (100 kpsi), 1% min.	0.69 GPa (100 kpsi), 1% min.
Cladding diameter	125 ± 0.7µm	125 ± 0.7 µm
Coated diameter	235µm to 245µm	235µm to 245µm
Core/Cladding concentricity error	≤ 0.5µm	≤ 0.5 µm
Coating concentricity error	≤ 12µm	≤ 12µm
Macro bend loss	(1550 nm)	(1550 nm)
10 turns at 50mm diameter	≤ 0.01 dB	n/a
10 turns at 15 mm diameter	≤ 0.2 dB	≤ 0.03 dB
1 turn at 10mm diameter	≤ 0.2 dB	≤ 0.10 dB
1 turn at 7.5mm diameter	n/a	≤ 0.50 dB
Temp. range (operation) -60°C to 85°C (-76°F to 185°F)	max attenuation change ≤ 0.05 dB/km	
Coating Strip Force	1.3 to 8.9 N	



QuikPush® Cable Assembly SC Balistix™ Connector



Ordering Information

Example: QP13PBB21B5S5100F (North America)

QP	1	3	PB	B	2	1	B5	S5	100	F
QuikPush®	Number of Fibers	Cable Diameter	Material	Color	Fiber Diameter	Fiber Type	Outside Connector	Inside Connector	Length	Unit of Measure
QP	1, 2, or 4*	3 - 3mm	PB - standard PBT	B - black	2 - 250um	1 - G.657.A1†	B3 - SC Balistix™ UPC			F - Feet
		2 - 2mm	RI - Riser	W - white	9 - 900um†	2 - G.657.A2	B5 - SC Balistix APC			M - Meters
*only first fiber is terminated					T - 900um† w/ tone wire		L3 - LC UPC			
					† 900µm diameter fiber is not available with the G.657.A1 fiber type option					L5 - LC APC
NC - no connector										
O5 - HFOC										
S3 - SC UPC										
S5 - SC APC										
V3 - LC Balistix UPC										
V5 - LC Balistix APC										

*only first fiber is terminated

† 900um diameter fiber is not available with the G.657.A1 fiber type option

Example: QP-013-PBIO-BC5-WHT-SC5-A1-250-30M (Europe & ROW)

QP	01	3	PBIO	BC5	WHT	SC5	A1	250	30	M
QuikPush	Number of Fibers	Cable Diameter	Material	Connector A	Color	Connector B	Fiber Type	Fiber Diameter	Length	Unit of Measure
QP	1, 2, or 4*	3 - 3 mm	PBT - Eca	BC5 - SC Balistix APC	WHT - White	SC5 - SC APC	A1 - G.657.A1	250 - 250µm	XXX	M - Metres
		2 - 2.2 mm	PBIO - Cca	BC3 - SC Balsitix UPC	BLK - Black	SC3 - SC UPC	A2 - G.657.A2	900 - 900µm	XXX	
*only first fiber is terminated				SC5 - SC APC		BC5 - SC Balistix APC				
				SC3 - SC UPC		BC3 - SC Balsitix UPC				
				LC5 - LC APC		LC5 - LC APC				
				LC3 - LC UPC		LC3 - LC UPC				
				NC - No Connector		NC - No Connector				

*only first fiber is terminated



Contact your customer service representative for BABA compliant options