

# Harmony Edge Edge Server Cabinet




## Features & Benefits

- Allows indoor servers to operate in the outside plant
- Compact form factor is pole, wall or adjunct mountable
- Interchangeable cooling via removable panel
- Built to IP 65 / IP 55 - based on cooling selection
- Supports up to two 1RU servers

### Features

- 2 / 4 / 6RU 19" EIA equipment mounting rails
- Front access door with pad lockable hex latches
- Side access via hinged / removable side panel
- Side mounted universal pole/wall mount bracket
- Terminal block for DC power distribution
- Bonding and grounding provisions with 6ft ground strap
- Multiple PG21 cable entry glands



## Overview

The Harmony Edge is engineered to allow indoor servers to be placed in the outside plant. The Harmony Edge is designed for thermal performance, with optimized directional air flow for efficient and effective cooling via fan, heat exchanger or air conditioner. The cooling options are quickly and easily field swappable if required for future growth. The Harmony Edge lets you install your server outdoors with the knowledge that it will safely stay within nominal operating conditions, in any environment.


## Temperature Control Options

- 48V DC Fan system with replaceable filters - IP 55
- 120V AC Fan system with replaceable filters - IP 55
- 48V DC Heat exchanger: 25 W/°F - IP 65
- 120V AC Air Conditioner: 2000 BTU - IP 65

### Harmony Edge w/ Air Conditioner

### Harmony Edge w/ Heat Exchanger

### Harmony Edge w/ Fan System



This product may be protected by one or more patents • For further information, please visit: [www.ppc-online.com/patents](http://www.ppc-online.com/patents)

[customerservice@ppc-online.com](mailto:customerservice@ppc-online.com) • 1-800-800-6652 • [www.ppc-online.com](http://www.ppc-online.com)

# Harmony Edge Edge Server Cabinet



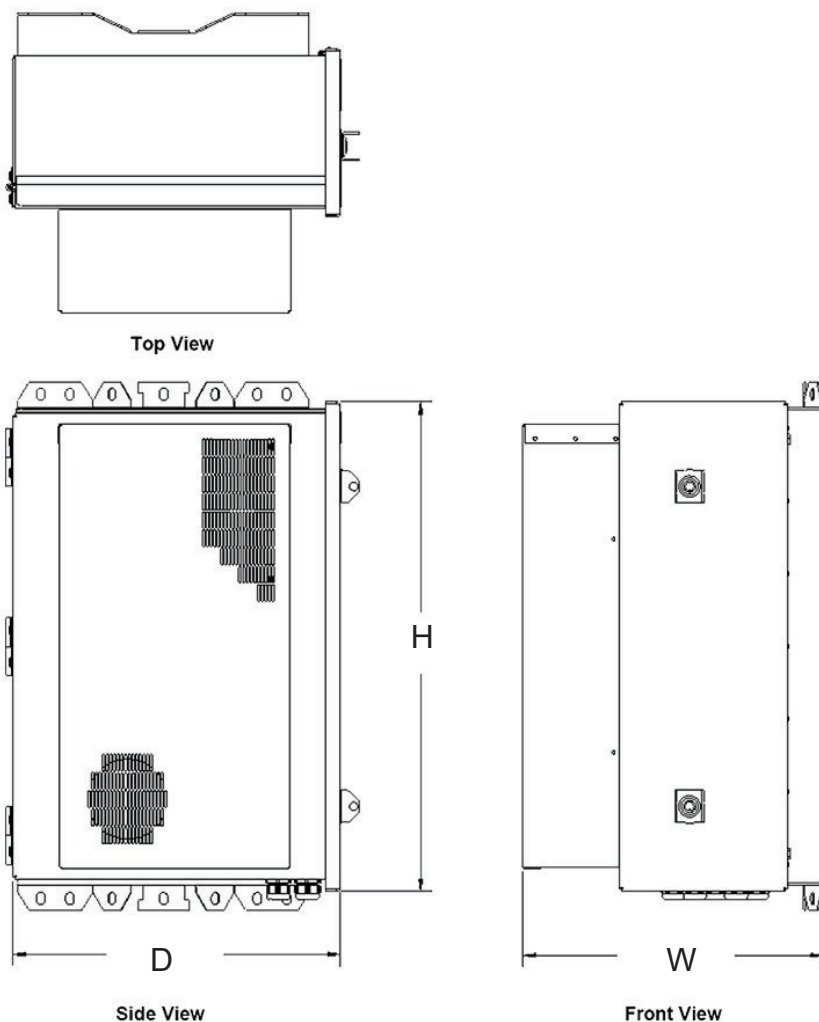
## Technical Data

### Dimensions (H x W x D)\*

| Cabinet Type                      | IP Rating | 2U                    | 4U                      | 6U                    |
|-----------------------------------|-----------|-----------------------|-------------------------|-----------------------|
| Harmony Edge (Base Cabinet)*      | n/a       | 25 in x 8 in x 17 in  | 25 in x 11.5 in x 17 in | 25 in x 15 in x 17 in |
| Harmony Edge with Fan System      | IP55      | 25 in x 13 in x 17 in | 25 in x 16.5 in x 17 in | 25 in x 20 in x 17 in |
| Harmony Edge with Heat Exchanger  | IP65      | 25 in x 15 in x 17 in | 25 in x 18.5 in x 17 in | 25 in x 22 in x 17 in |
| Harmony Edge with Air Conditioner | IP65      | 25 in x 21 in x 17 in | 25 in x 24.5 in x 17 in | 25 in x 28 in x 17 in |

\*Does not include pole/wall mounting brackets or cooling options

## Mechanical Drawing



rev1\_08142020

This product may be protected by one or more patents • For further information, please visit: [www.ppc-online.com/patents](http://www.ppc-online.com/patents)

customerservice@ppc-online.com • 1-800-800-6652 • [www.ppc-online.com](http://www.ppc-online.com)